


First Grade Summer Learning Challenge



This packet contains activities for you and your child to complete together to prepare for first grade and beat the summer slide! At the beginning of each month, there is a calendar that outlines each activity to be completed daily (Monday-Thursday) with Friday being a “Fun Friday.” At the very end, you will find bonus activities for even more practice!

To win the challenge, students must complete this packet and turn it in to their teacher at the start of first grade. Those who complete it will get a very special prize!



June Activity Calendar




Monday	Tuesday	Wednesday	Thursday	Friday
Fill in the missing numbers on the June calendar.	Write the letters to spell each word.	Write 2 sentences about what your plans are for this summer.	Write the number that comes after the given number.	Fun Friday: Go outside and write your full name in sidewalk chalk
Write the missing sounds for each word (sh/ch/th).	Read the words. Circle the picture that goes with each word	Count how many of each object you have in your house. Color the graph to show how many you have.	Circle the pictures that have the /ar/ sound in them. Write the words on the lines.	Fun Friday: Go outside and collect 20 objects from your yard. Sort them by size, color, shape, etc.
Write a sentence and draw a picture: What did you like best about kindergarten?	Draw pictures to solve the story problems.	Write the beginning sound for each picture.	Solve the addition problems. Use your fingers or draw pictures to help you.	Fun Friday: Find some rocks and try to stack them. How many can you stack before they fall?
Read each word. Draw a line to the correct picture.	Draw a picture of something that rhymes with each picture provided.	Number the objects in order from shortest to longest.	Fill in a word to finish each comparison.	Fun Friday: Play a game of I spy with a family member

Week 1: Monday

June

Sunday	Monday	Tuesday	Wednesday	Thursday	Friday	Saturday
				1		
		6				
				15		
						24
					30	


Week 1: Tuesday



--	--	--



--	--	--



--	--	--



--	--	--

6

--	--	--

Week 1: Wednesday

1

2

Week 1: Thursday

23, _____

77, _____

56, _____

80, _____

49, _____

32, _____

Week 2: Monday



__ __ air



__ __ oe

3

__ __ ree



__ __ ip



fi __ __



__ __ op



tooo __ __

Week 2: Tuesday

dig



bike



rose



tape



rat





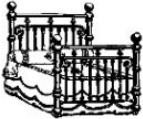
sun




kite



Week 2: Wednesday

								
								
								
	1	2	3	4	5	6	7	8

Week 2: Thursday



Week 3: Monday

Week 3: Tuesday

When I went to the beach I saw 4 blue seashells and 5 pink seashells. How many seashells did I see in all?


On Monday the shark ate 3 fish. On Tuesday he ate 5 more fish. How many fish did he eat in all?

Week 3: Wednesday














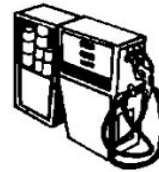












Week 3: Thursday

$$4+2=$$

$$6+2=$$

$$1+5=$$

$$1+2=$$

$$3+0=$$

$$0+9=$$

$$2+7=$$

$$4+4=$$

Week 4: Monday

bike

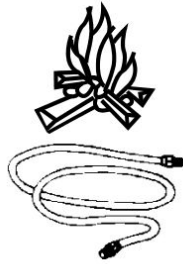
kite

rake

fire

tape

rope



cake

robe

dime

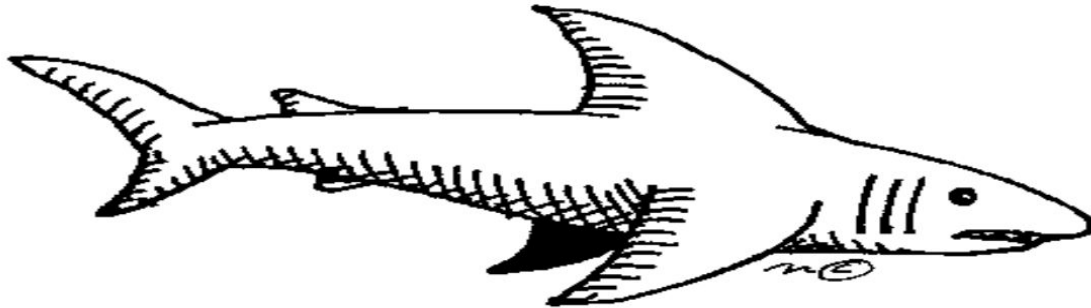

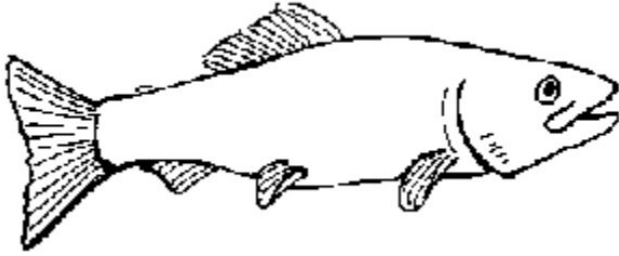
tire

vase

Week 4: Tuesday



Week 4: Wednesday



Week 4: Thursday

I can jump like a

I can swim like a

I can run like a

I can crawl like a



July Activity Calendar



Monday	Tuesday	Wednesday	Thursday	Friday
Fill in the missing numbers on the July calendar.	Read a story of your choosing. Draw a picture of the characters from your story.	Draw a picture of fireworks. Write a sentence describing your fireworks.	Fill in the missing letters in each word.	Fun Friday: Go outside and draw a picture of your family in sidewalk chalk.
Count the syllables in each word (claps). Write the number.	Read a story of your choosing. Draw a picture of a setting from your story.	Read the story and follow the directions to color the picture.	Solve the addition problems.	Fun Friday: Choose a letter of the alphabet. Find 5 things outside that start with that letter.
Draw pictures to solve each problem.	Write 2 sentences telling what you like to do when it is hot.	Write a sentence to match the picture.	Count the objects and write the number.	Fun Friday: Sit outside and read your favorite book.
Color the greater number in each pair	Write a sentence and draw a picture telling what kind of pet you have or would like to have.	Fill in the missing vowels in each word.	Circle the equations that equal 10.	Fun Friday: Play a board game with a family member.

Week 1: Monday


July

Sunday	Monday	Tuesday	Wednesday	Thursday	Friday	Saturday
						1
		4				
				13		
						22
					28	
	31					

Week 1: Tuesday

Characters: Who is in the story? Draw and add labels.

Week 1: Wednesday



Two sets of handwriting lines, each consisting of a solid top line, a dashed middle line, and a solid bottom line.

Week 1: Thursday



___ ar




___ ag



___ ake



___ oud



___ um




___ apes



___ oon

Week 2: Monday






















Week 2: Tuesday

Setting: Where did something in the story take place?
Draw and add labels.

Week 2: Wednesday



Dad has a big red umbrella.

The boy has a green towel.

The girl has a yellow towel.

Mom has a brown basket.

Mom's bag is pink.

Dad has a blue hat.

The girl's dress is purple.

The sand is yellow.

Week 2: Thursday

$3+2=$ _____

$1+2=$ _____

$1+6=$ _____

$1+8=$ _____

$0+0=$ _____

$1+9=$ _____

$3+7=$ _____

$2+2=$ _____

Week 3: Monday

I found 4 seeds in my piece of watermelon. My brother found 6 seeds in his. How many seeds did we find in all?

I bought 8 balloons. When I put them in the car, 2 balloons popped. How many balloons did I have left?

Week 3: Tuesday

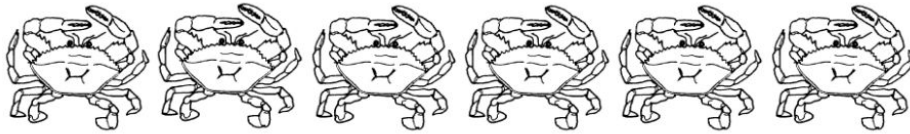
1

2

Week 3: Wednesday



Week 3: Thursday



Week 4: Monday

51	42
----	----

12	21
----	----

36	67
----	----

38	48
----	----

63	81
----	----

11	99
----	----

72	23
----	----

50	70
----	----

39	40
----	----

Week 4: Tuesday

<hr/> <hr style="border-top: 1px dashed;"/> <hr/> <hr style="border-top: 1px dashed;"/> <hr/>

Week 4: Wednesday




sn_k_



f_r_



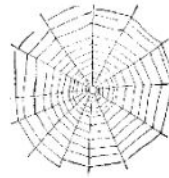
m_lk



g_s



l_ck



w_b



s_ck



b_n_

Week 4: Thursday

$$5+5=$$


$$7+2=$$

$$12-3=$$


$$4+6=$$

$$9+1=$$

$$15-5=$$



Bonus Activities



Directions match the number at the bottom of each page

1. Trace and fill in the missing numbers in the 100s chart
2. Practice writing all of your lowercase letters
3. Practice writing all of your uppercase letters
4. Practice writing your first and last name as many times as you can
5. Read the passages and answer the questions
6. Create your own picture using the line in a box. Write a sentence to explain the picture you created.
7. Spin, Read, and Color
8. Complete the number bonds.
9. Complete the "all about me" paper for your new teacher!

0									10
				15					
	22								30
						37			
			44						50
51							58		
				65					70
								78	
		83							
					96				100

a b c d e f



_____	_____	_____	_____	_____	_____
-----	-----	-----	-----	-----	-----
_____	_____	_____	_____	_____	_____
_____	_____	_____	_____	_____	_____

g h i j k l



_____	_____	_____	_____	_____	_____
-----	-----	-----	-----	-----	-----
_____	_____	_____	_____	_____	_____
_____	_____	_____	_____	_____	_____

m n o p q r s



_____	_____	_____	_____	_____	_____	_____
-----	-----	-----	-----	-----	-----	-----
_____	_____	_____	_____	_____	_____	_____
_____	_____	_____	_____	_____	_____	_____

t u v w x y z



_____	_____	_____	_____	_____	_____	_____
-----	-----	-----	-----	-----	-----	-----
_____	_____	_____	_____	_____	_____	_____
_____	_____	_____	_____	_____	_____	_____

A B C D E F



Handwriting practice lines for letters A-F. Each letter has a solid top line, a dashed middle line, and a solid bottom line.

G H I J K L



Handwriting practice lines for letters G-L. Each letter has a solid top line, a dashed middle line, and a solid bottom line.

M N O P Q R S



Handwriting practice lines for letters M-S. Each letter has a solid top line, a dashed middle line, and a solid bottom line.

T U V W X Y Z



Handwriting practice lines for letters T-Z. Each letter has a solid top line, a dashed middle line, and a solid bottom line.

Handwriting practice lines consisting of 12 sets of three horizontal lines: a solid top line, a dashed middle line, and a solid bottom line.

Ben the Crab

This is Ben.

He is small and red.

Ben has two big claws.

He likes to pinch.



1. Ben is a

2. What color is Ben?

3. What does Ben like to do?


My Green Frog

I have a frog.

My frog is green.

He plays in the pond.

My frog has spots.



1. I have a _____

a. blue

2. My frog is _____

b. big


c. green

3. Tell me something about my frog:

The Zoo

I like to go to the zoo.

I see big bears at the zoo.



The bears at the zoo are big.

They like to sleep in the cave.


1. Where did I go?

a. run

2. The bears like to ___ b. sleep



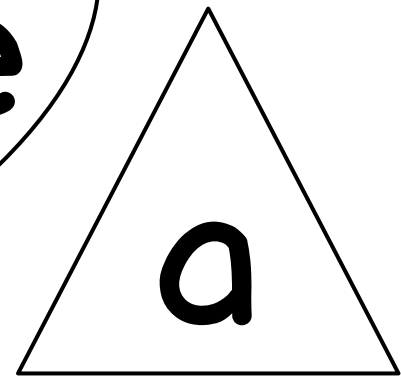
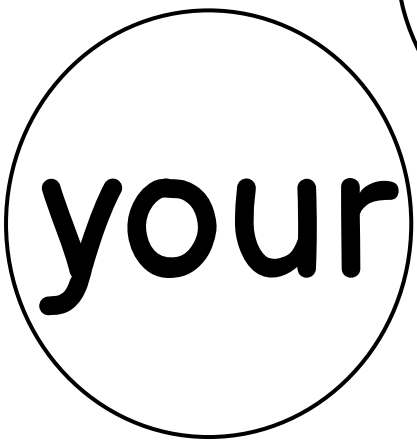



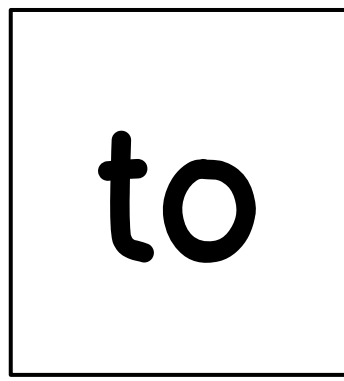

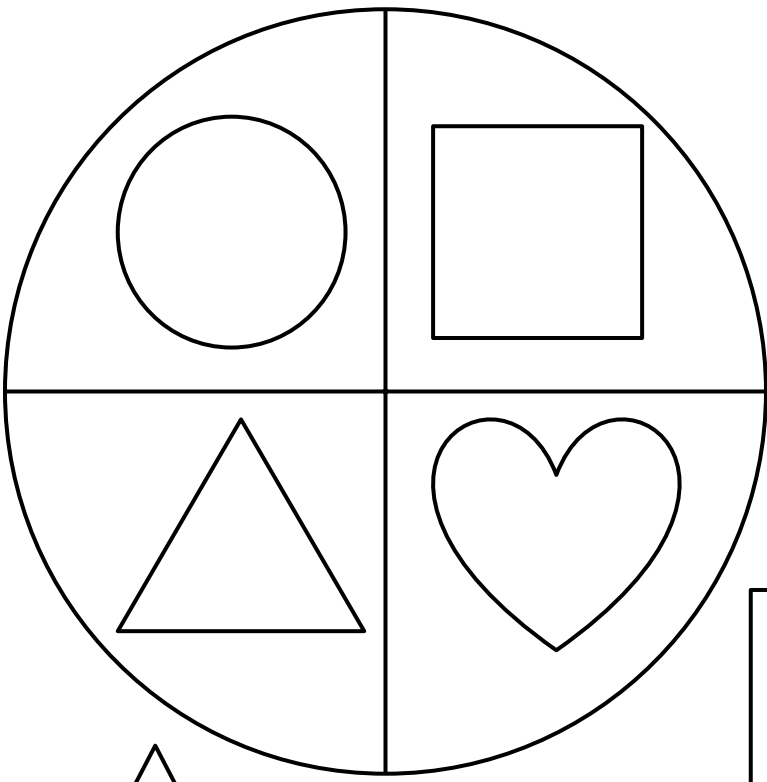
c. hide

3. Tell me something about the bears:


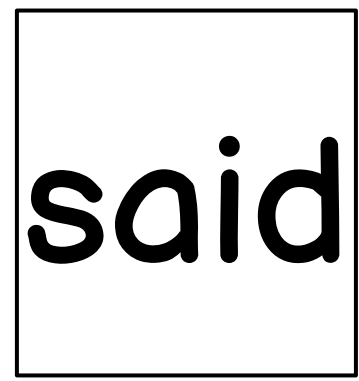
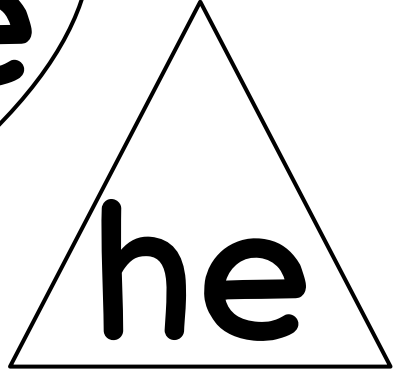

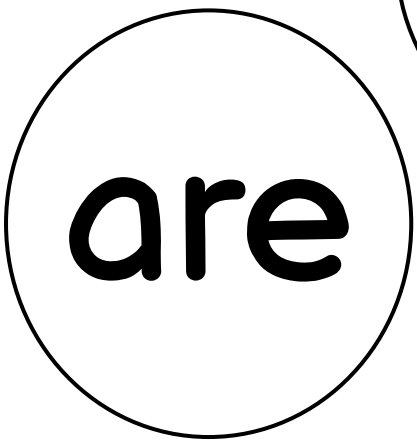

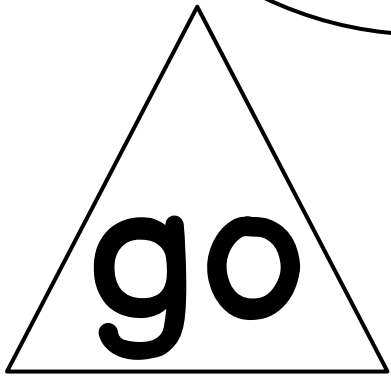
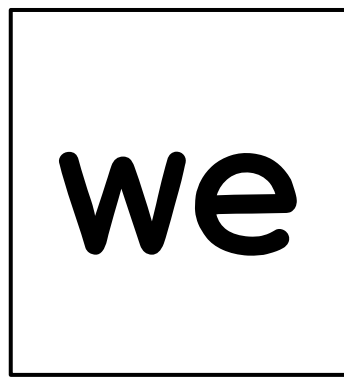
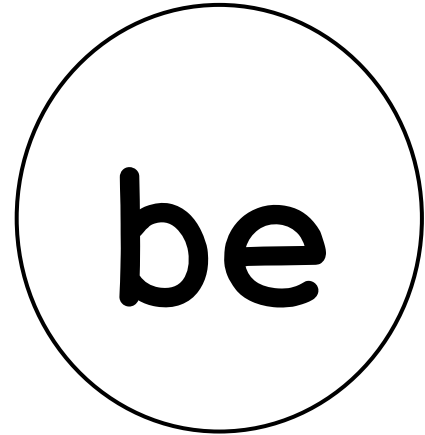
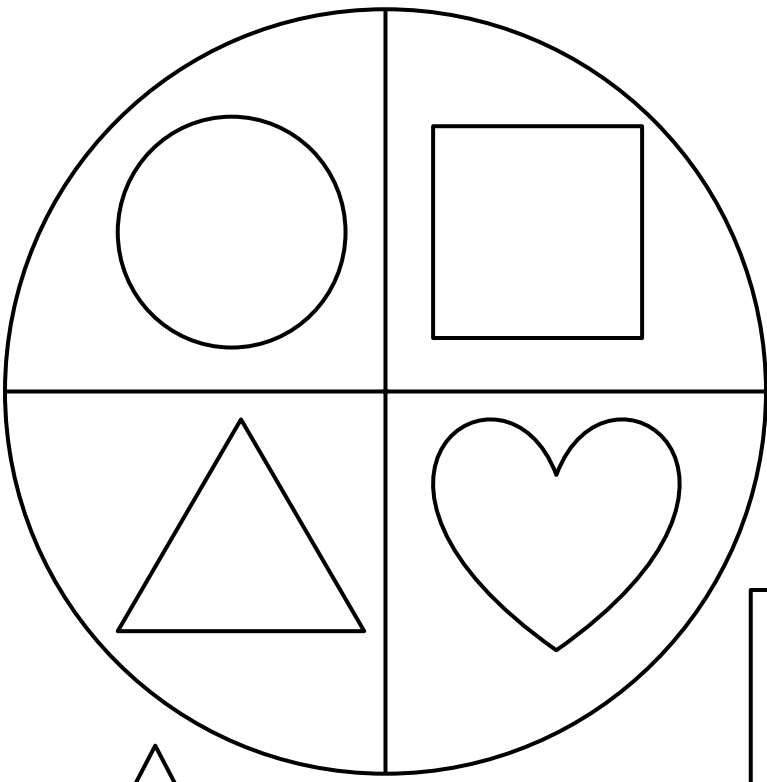


Four sets of horizontal writing lines. Each set consists of a solid top line, a dashed middle line, and a solid bottom line.


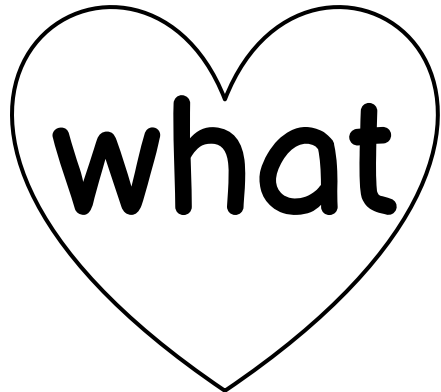







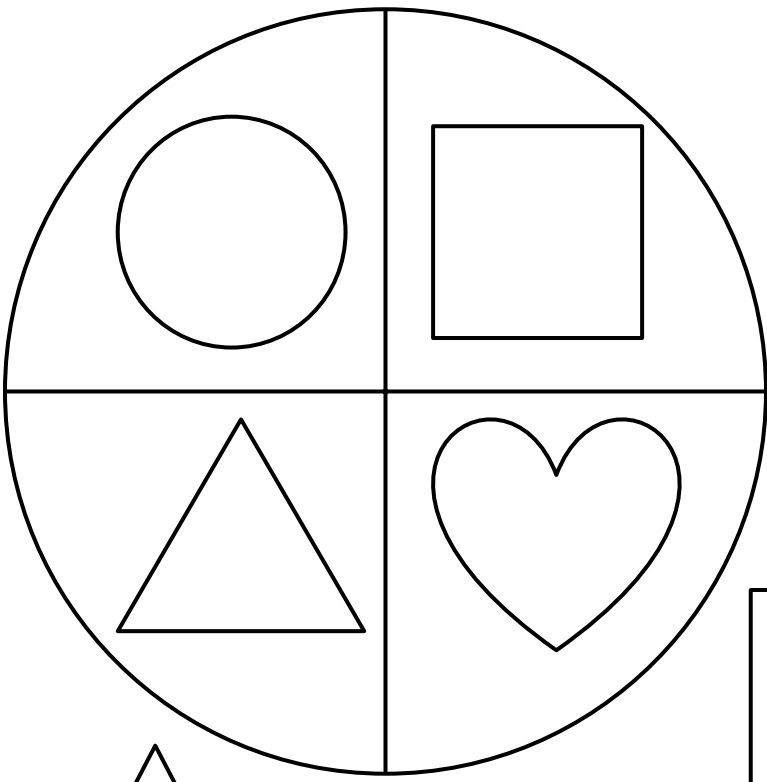
Use a paperclip and pencil to make a spinner. Spin and read a heart word found in the shape on the spinner. After you read the word, color in the shape.

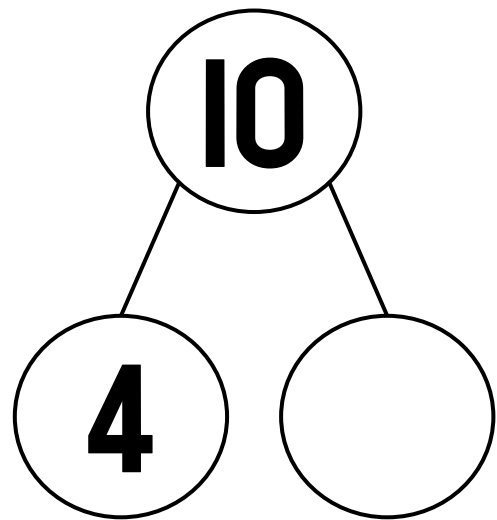

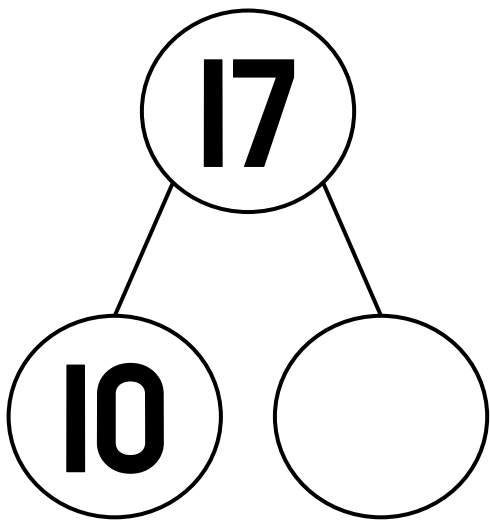
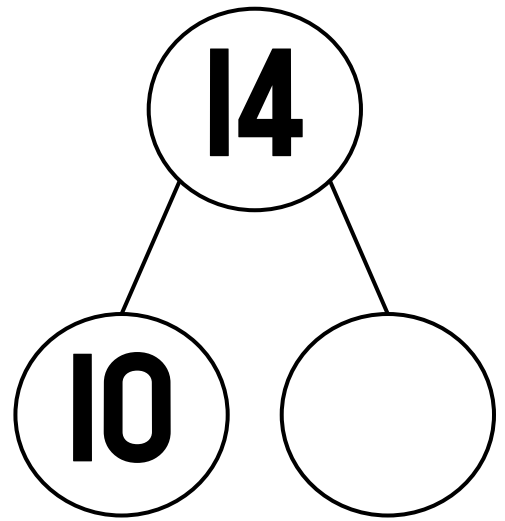
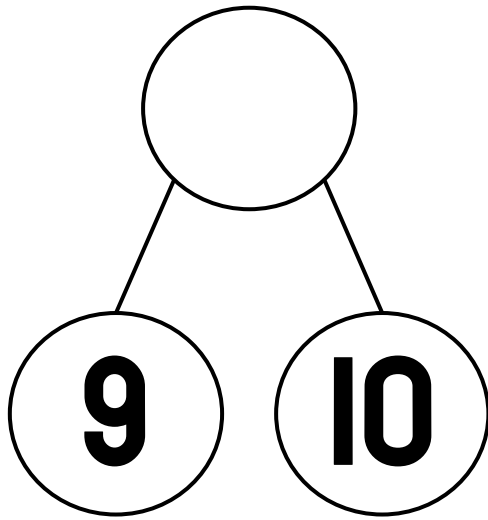
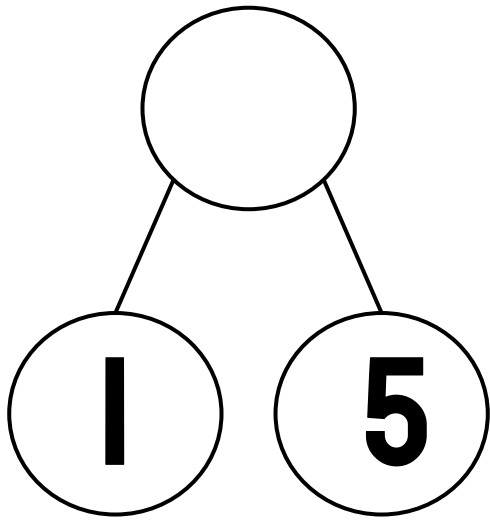
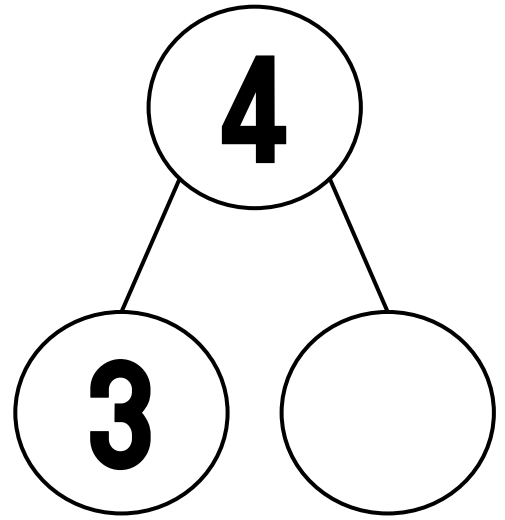
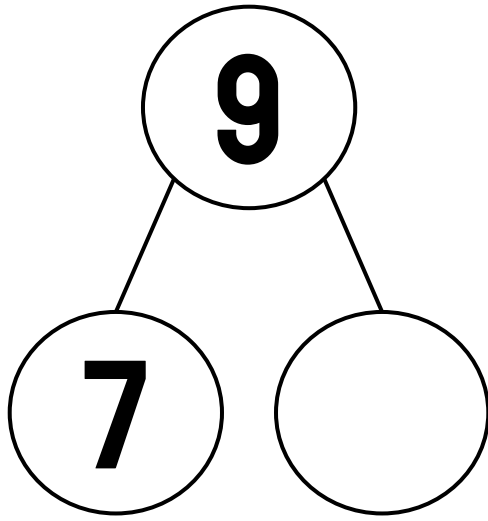
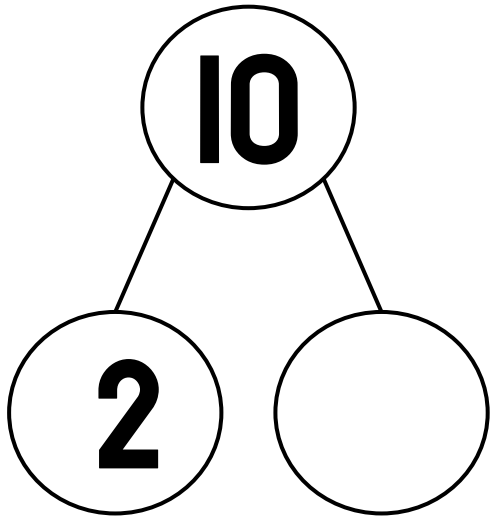


Use a paperclip and pencil to make a spinner. Spin and read a heart word found in the shape on the spinner. After you read the word, color in the shape.



Use a paperclip and pencil to make a spinner. Spin and read a heart word found in the shape on the spinner. After you read the word, color in the shape.





ALL ABOUT ME!

