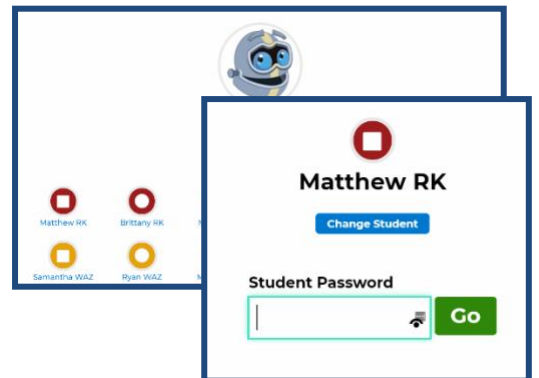


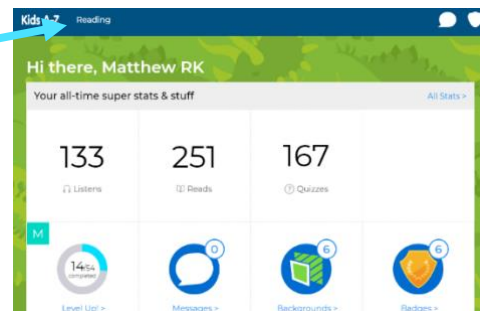
Parents and Guardians: Use this document to help your child use Raz-Kids at home.

First Steps

1. Access www.kidsa-z.com or download the free Kids A-Z mobile app.
2. Enter the teacher's username and click *Go*.
3. Find your child's name on the class chart. Enter child's password (text or picture) and click *Go*.
4. Navigate to the Reading* area:
 - a. For students in Kindergarten–2nd grade:
Click on the *Reading* planet.
 - b. For students in 3rd grade and up:
Click *Reading* on the top navigation bar.



* You will be taken directly to the *Reading* planet if you only have access to Raz-Kids.

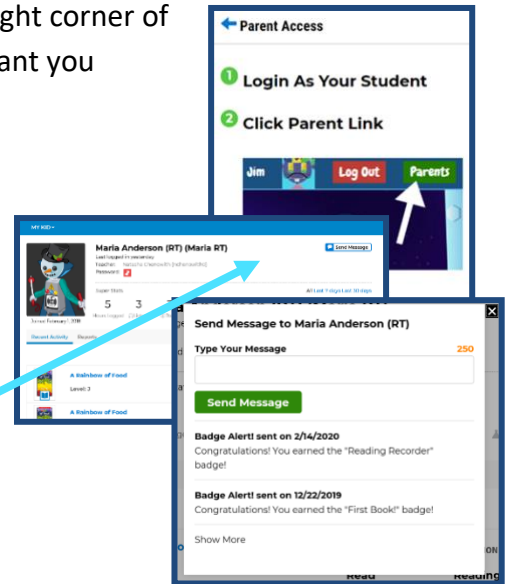


For more information about the Reading area, visit [Get to Know the Student Portal](#).

Tips for Parents and Guardians

- **Request access to the Parent Portal.** Click *Parents* in the top right corner of the www.kidsa-z.com home page. Your teacher will need to grant you access through the roster.

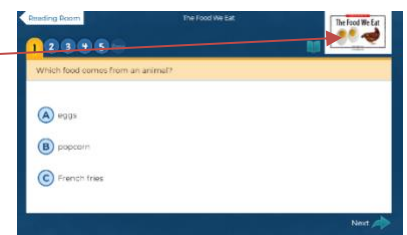
- In the Parent Portal, you can view your child’s reading activity and progress.
- Send your child a message from the Parent Portal.



- Have your child follow the steps for each book: Listen, Read, Quiz.



- During the Quiz, encourage your child to go back in the book to find details to support the answer.



- After your child has finished a book, encourage him/her to spend their stars in the *Star Zone*. They will have fun building their Avatar or decorating their Raz Rocket ship.



We encourage you to set a consistent schedule for reading independently each day.